



Inside This Issue

- ♣ This Month's Feature Article
- ♣ GSBCC Officers and Committee Chairs
- ♣ Welcome New Members to the Garage
- ♣ My View Through The Windscreen
- ♣ Meeting Minutes & Treasurer's Report
- ♣ Coming Events Lined Up On the Grid
- ♣ Work Bench Technical Notes
- ♣ For Sale, Wanted, Services
- ♣ Ran When Parked
- ♣ Membership Applications & Event Flyers

👉 Reminders 👈

General Meeting: 1st Tuesday of each month
Next: August 2, 6:30 pm, J Edwards Great
Ribs, 2300 S Kings Hwy, Myrtle Beach

Guests Are Always Welcome!

Drive In Events: 4th Saturday of each month
(unless otherwise scheduled)

Club Website:

www.GrandStrandBritishCarClub.com

Club Calendar of Events:

www.Google.com/calendar/embed?src=hub1tpr_sOrneea57ejo3197oo0@group.calendar.google.com&ctz=America/New_York&gsessionid=OK

Club FaceBook:

www.FaceBook.com/pages/Grand-Strand-Britis-h-Car-Club/344525917851

The Hook is Set ...

Biography of a TR3 Nut

By Rod Smith


As I chatted with the girl behind me in 1971 during my high school Spanish class, I knew what a Triumph motorcycle was, but had no idea what a Triumph car was. It didn't matter, I was in desperate need of a car and her brother was selling one for \$250. My own car, for \$250? It could have been anything with a motor and wheels and I would have bought it!

As we rode along, I vowed that this would be the last time I had to endure a ride from my Mother as a 17 year-old "grown man" and waited with great anticipation to see the "great little sports car" my classmate had described. We pulled up in the driveway and there it sat, a Powder Blue 1960 TR3 which I immediately fell in love with even if it did look pretty scary. The apron had been painted forest green (with a brush), both rear fenders had been smashed in, there was a big gap between the windshield and the body and there were no windows. Not exactly what my imagination had been playing but hey, if it ran we had a deal!

(continued on page 5)


GSBCC Officers and Committee Chairs

President Jim Hendricks

 (843) 902-0491


 jimhendrickaas@live.com

Vice President & Website Rod Smith

 (843) 651-7644


 jrodsmith@yahoo.com


Secretary & Website Felicia Sachs

 (843) 455-8273


 FELSAC@aol.com

Treasurer Jim Smith

 (843) 907-0178


 Casper1@scoast.net

Events Coordinator Paul Suter

 (843) 237-5553


 Psuter@myvintagestates.com

Membership Development (open)

 (843)





Newsletter Editor Bill Unger

 (843) 527-7840

 BlackRiverExp@att.net

Club Regalia Sales Jim Lewis

 (843) 385-0580

 Jlewis44@rr.sc.com

Welcome to Our Garage

by Jim Hendricks, President

"Welcome Back" GSBCC charter members ...

Howard and Trudy Trout

 Hartsville SC

B 1974 Triumph TR6


 hjtrout@roadrunner.com


"Welcome Forward" new GSBCC members ...

Laurie Ferguson

 Georgetown SC

B


 (843) ???-????


 Ferguson.Laurie@gmail.com

Doug Jones


 Myrtle Beach SC

B 1979 Triumph Spitfire (GM V6)


 (843) ???-????

 rusty-nut@juno.com

Jeff & Linda Lewis


 ??? SC

B 1960 Austin Healey Sprite


 (843) ???-????

 jefflewis49@hotmail.com

Marsha Macosko

 ??? SC

B 1978 MG Midget

 (843) ???-????

 sunlovrmarsha@hotmail.com

e d c b (_ + E A B

e d c b (_ + E A B

My View Through the Windscreen

by Jim Hendricks, President

Hi Members,

Well another month has passed. We now have the website up and running at www.GrandStrandBritishCarClub.com. If you have not checked it out, you need to do that. It will be run by Rod Smith And Felicia Sachs. We are still looking for help for setting up shows and meetings, and we are still looking for a quiet place to meet for our 2nd Tuesday of the month meetings. Also, on July 30th we will be at the Vineyard with the Coast of Carolina Parrott Heads, should be a great time!

And on another note, this heat is bad, but I just talked to a close friend, and he and his wife just did a coast to coast run on his new dresser, and he told me that Colorado had snow on the ground last week, and the Ski Resorts were going full tilt! Seems like mother nature could hit a happy medium some time! Wishful Thinking.

'Til next time, stay cool, and drive life with the top down

Jim Hendricks, President, GSBCC



Website Update

by Rod Smith, Vice President

Now live on the internet, our new website www.GrandStrandBritishCarClub.com includes a calendar of upcoming activities, past issues of newsletters, and other items of interest about the club.

The "Members Directory" on the website is only accessible by password to our members. Some folks do not want to be open for all to see so the password system will be used. It lists our members' address, phone numbers, contact info and vehicle. Contact Rod Smith at jrodsmith@yahoo.com for the password.

There are 4 main pictures on the "Home" page that rotate. We will change this periodically to include all members if they agree. These pics need to be in good resolution, not pics off your cell phone. In the "Gallery" section the pics can be of any quality. You may email your pic to Rod Smith at jrodsmith@yahoo.com or Felicia Sachs at FELSAC@aol.com, both of whom will be maintaining the site.

There is a "Calendar of Events" on the site that shows a variety of car activities, not just GSBCC sanctioned activities. Newsletters will be archived as well. We did not include a "Want/Needs/For Sale" section on the website since this is an ongoing feature of the monthly newsletter.

Also, if you have specific ideas about what should be included in our website, or have seen a really great website that you would like to share so that we can include some of their graphics or functionality, please contact Rod at jrodsmith@yahoo.com

Monthly Meeting Minutes

by Felicia Sachs, Secretary

The General Members Monthly Meeting was called to order on Tuesday, July 12, at J Edwards Great Ribs Restaurant by Jim Hendricks, Pres, at 6:45pm. Minutes of the June 14 meeting were read and accepted. **New member Jeff Lewis from New Jersey and his 1960 Austin Healey Sprite** were introduced. Jim requested considerations for our monthly meeting location since we can only use J Edwards for July & August.

Rod Smith, VP, discussed **GSBCC's website** at www.GrandStrandBritishCarClub.com. (See article this issue for more details.) There were several good questions from the members regarding the site that Rod handled as we are just learning all the details of the operation of the site along with the webmaster Mike. The final check was made for the balance of Mike's work. Jim will send our website info to other car clubs. Ted Gilliss has volunteered to help with the website. We are still on Facebook with event announcements and pics of our club.

Future club outings were discussed. Our next event will be **July 30th, LaBelleAmie Vineyard** at 1120 St Joseph Road, Little River, SC 399-9463 11:30am - 5pm featuring "Parrot Head Festival". Members at the south end of the beach can meet at 10:30am at the Burger King at Coastal Grand Mall, south end of the mall close to the airport road. We can drive together via Rt. 31 to LaBelleAmie to all park together. Please bring 2 cans or dried foods for the local food bank, and you'll receive a

discount! Vineyard tour is at 2:30pm. Don't forget your chairs. If you can't meet at Burger King we'll just see you there around the lake. Email club Secretary Felicia Sachs at FELSAC@aol.com to let here know whether you plan to attend so that the Vineyard will have a head count.

On Sept 24th we will have a 3 club get together at the Old Bull & Bush on Hwy 17 Bypass, MB near the "backgate". Details to follow.

Jim Smith, Treasurer, gave the treasurer's report. Accounts are up to date and positive. Jim checked on the IRS reporting issue which needs to be done in Sept. He will stay abreast of this and report to Jim Hendricks.

We still need folks to help with membership committee and events. Please contact Jim, Rod, Jim Smith or Felicia by phone or email.

We closed the meeting with our first 50/50 drawing. Jim sold tickets for \$1 each. A total of \$95 was won by Jim Smith who kindly donated it back to the club! Thank you Jim!!!

Next meeting is August 9th at J Edwards in Myrtle Beach!



Coming Events Lined Up On the Starting Grid

30-Jul-2011 "Summer Parrot Head Festival", 10am - 6pm, sponsored by La Belle Amie Vineyard. Featuring outdoors live music beginning about noon, food vendors, vineyard tour, wine tasting, and gift shop. Admission charge \$8 per car (or \$5 with 2 cans of donated food) with special parking for GSBCC members. Bring a lawn chair or blanket. Driving directions: 2 miles west of SC Hwy. 9 on SC Hwy. 90 at St. Joseph Rd. GPS address: "1120 St. Joseph Road, Little River, SC". For more information, visit www.LaBelleAmie.com or call (843) 399-WINE (9463).

24-Sep-2011 Group Get-Together with Cape Fear British Car Club, British Car Club of Charleston, and GSBCC at the Ole Bull & Bush.



The Hook is Set ... Biography of a TR3 Nut (continued from page 1)

We took off for a quick spin and I discovered there was no first gear and the gas gauge did not work. Minor details I thought as I needed a car and this was in my price range. I forked over the money which had caused 2nd degree burns on my thigh and off I went, barely waving to my Mother who I'm sure was quite worried about what the neighbors would think about this "thing" being parked in our driveway. My very own car!

It was exhilarating to be driving a convertible, but I soon learned my hair would have to stay in a pony tail if I wanted to avoid a 30 minute detangling job. I drove straight to my girlfriends' house, and she definitely thought it was cool, as was I. Reel me in, the hook was set.

It didn't take long to find out my new car also had a cracked head to go along with the other maladies, but it didn't matter to me if I had to sit on the side of the freeway in Houston, Texas, while it cooled down because after all, I was independent.

It also didn't take long for me to start making the most important repairs needed. Cracked head? Too much grease, (didn't know how to do it anyway), no tools, parents won't let me take over the garage, and so what's next? Let's see, we've got to have a walnut shift knob, an 8-track player, those wheels have got to be re-painted and we'd better put in some new blue carpet, too. You've got to get your priorities straight, you know, and there was nothing but the best for my new car! I discovered an abandoned red TR3 at a Texaco station and bought the only part I thought I

BEHIND THE STEERING WHEEL (where there is always a loose nut)

GSBCC's NEWSLETTER

July 2011

page 6

needed which was the front apron. I found some blue spray paint which was amazingly close to the original color, and after a day of sanding, painting, and removing everything attached to the old green front end, I reattached the new apron, slapped some bondo on the rear fenders and suddenly I *really* had a cool car!

We covered a lot of ground over the next couple of years and through all of the days when it didn't want to start, overheated, ran out of gas, soaked me on my way to work and back because the rain came in under the windshield, I still felt a connection to this little British car. Unfortunately, the day came when my cousin and I decided to buy a pair of Kawasaki 750's, the fastest production motorcycle available back then. That's another story, for another page. I decided to sell the TR3 which wasn't running at the time due to some electrical problems and must admit, I cried as it went down the street behind the wrecker. Of course nobody saw me, but it is an image that was burned into my psyche and a moment which I promised myself that I would rectify one day.

That day came when I discovered the Primrose Yellow 1959 TR3A that I currently own. 42340L was a car that was special ordered by a Braniff airline pilot name Pete Burch. Captain Burch special ordered the car and picked it up in England on one of the special trips that Triumph arranged back then. Capt. Burch was also a Formula One fan and took the car to many races, flying it in the belly of the aircraft he piloted. According to the 3rd owner (I am the 4th), the car was featured on a Sebring race program (1960?) but the issue was lost during a divorce between the last owner and his wife.

As you might know, pilots are meticulous with their detail to maintenance, and Burch was no exception. There are entries for everything that was ever done to this car right down to greasing the steering column. Captain Burch installed a Brooklands Racing screen, cowl mounted bullet mirror, an overbore package, and a new cam. I have no idea if the car was ever raced, but I do have a Triumph "Competition Preparation" booklet as well as an inspection form from the Sports Car Club of America for it to compete on January 19, 1963 in class "F" category "P".

Trains, planes and automobiles? The best I can figure, this car has been in the air, on a ship (from England), in a truck (when delivered to me), and has seen a lot of the world including Argentina where a Formula One race was held in 1971. It now resides in my garage, covered, where it is pampered and driven on a regular basis. I still miss that 1960 Powder Blue car, but feel I have scratched the itch that I suffered over 30 years.

So what's your story? Share it with me, and we'll print it in an upcoming newsletter.



BEHIND THE STEERING WHEEL (where there is always a loose nut)

GSBCC's NEWSLETTER

July 2011

page 7

Club Stuff For Sale

by Jim Lewis, Club Regalia Chair

Remember that when you purchase any club paraphernalia, the price not only pays for the cost of the item, but any profits will benefit you by helping to offset GSBCC sponsored event expenses. Won't you please give? And give often? Okay, so here are your choices:



T-Shirts \$15

Sweat Shirts \$25

These shirts are top quality USA made Guildan, preshrunk, cool 100% cotton, with a large GSBCC logo on the back and a small GSBCC logo above the left breast pocket.

sizes: Small, Medium, Large, X to XXX Large

T-shirt color: Olde English white

Sweat Shirt color: Morris Garages gray

Driving Caps \$15

Traditional ball cap style which you wear on your head (forwards or backwards) to look "way cool" and to announce your car club affiliation with the GSBCC logo embroidered above the bill.

sizes: only one but it is adjustable

colors: British Racing green, Coventry blue, Morris Garage light gray (all with black bill)



Stickers FREE!

(with shirt or cap purchase)

No, they don't cost a quarter, but it gives you an idea of the size. And get both logos on each sheet. They peel off to apply on the inside of your vehicle's glass without any wetting or other adhesives. But do they ever stick ... even through repeated cleanings! Cheap enough to go in all of the windows in your cars and your house!

I will have all of these items available at all club meetings and events. So purchase them then or give me a call to make other arrangements.

Gots and Wants

1973 MG Midget Engine -- For sale or trade contact Jim Smith for info at (843) 907-0178 or Casper1@sccoast.net.

MGB Autumn Leaf Interior -- For Sale. New from Moss Motors. Selling one or all at half off catalog price. Call Jim Hendricks at (843) 902-0491.

(Send your "Gots and Wants" to Newsletter Editor at BlackRiverExp@att.net)